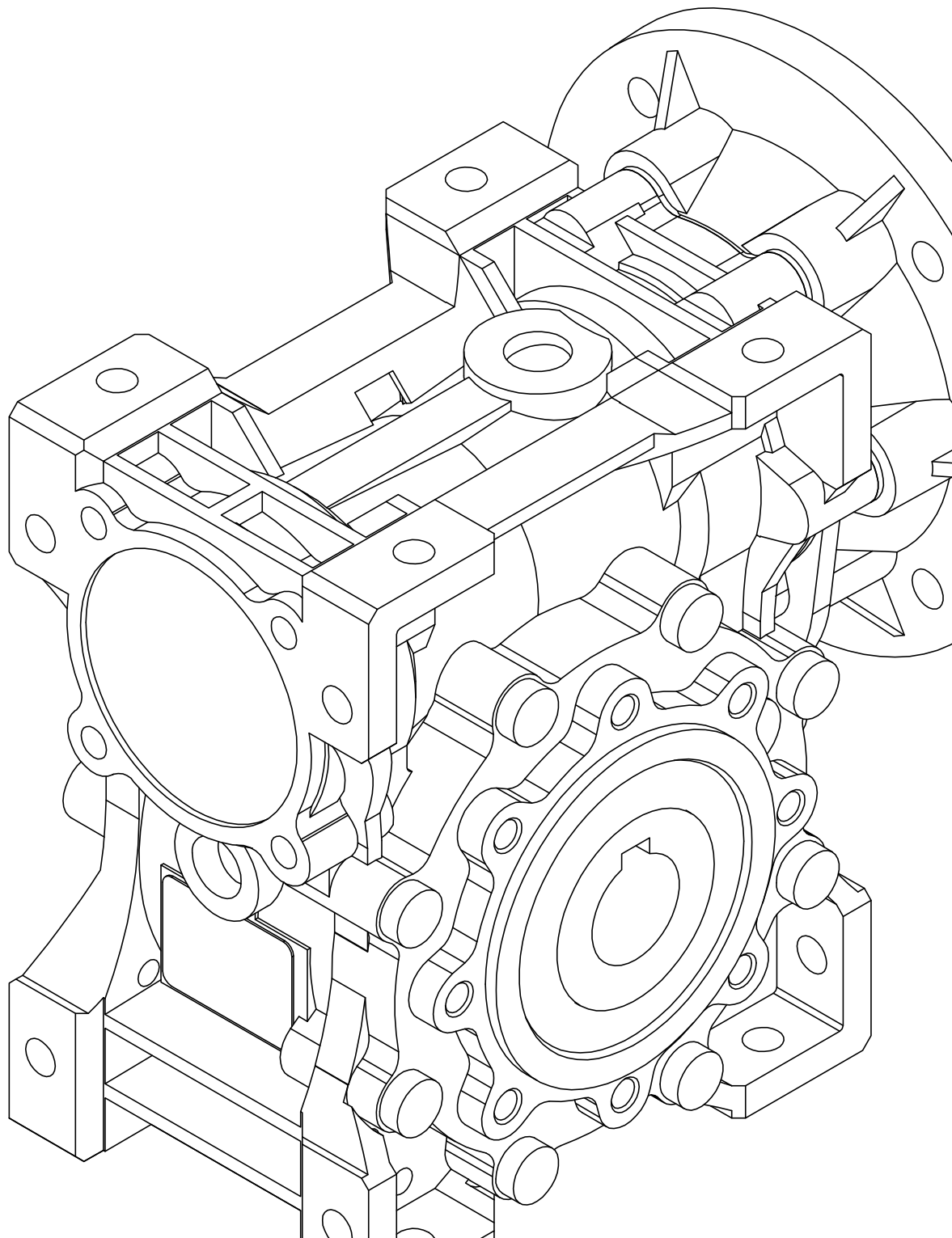


目錄索引 Contents

PMRV 系列蝸輪減速機 PMRV SERIES WORM GEAR UNIT

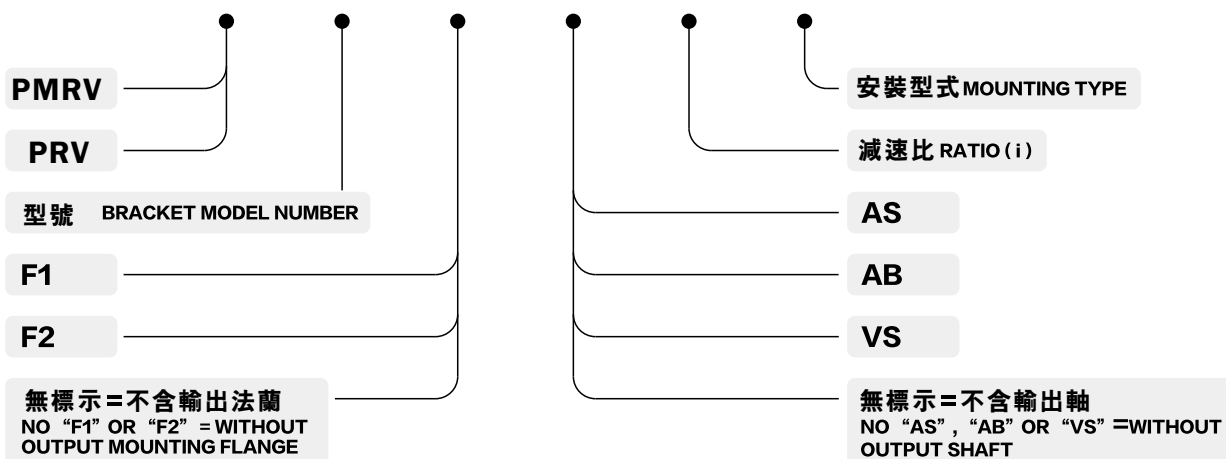
產品型號說明 Description of Product Model -----	1
參數表 Date Table-----	3
尺寸圖 Reference Dimensions-----	7
輸入法蘭尺寸圖 Dimensions for Input Flange-----	10

PMRV SERIES

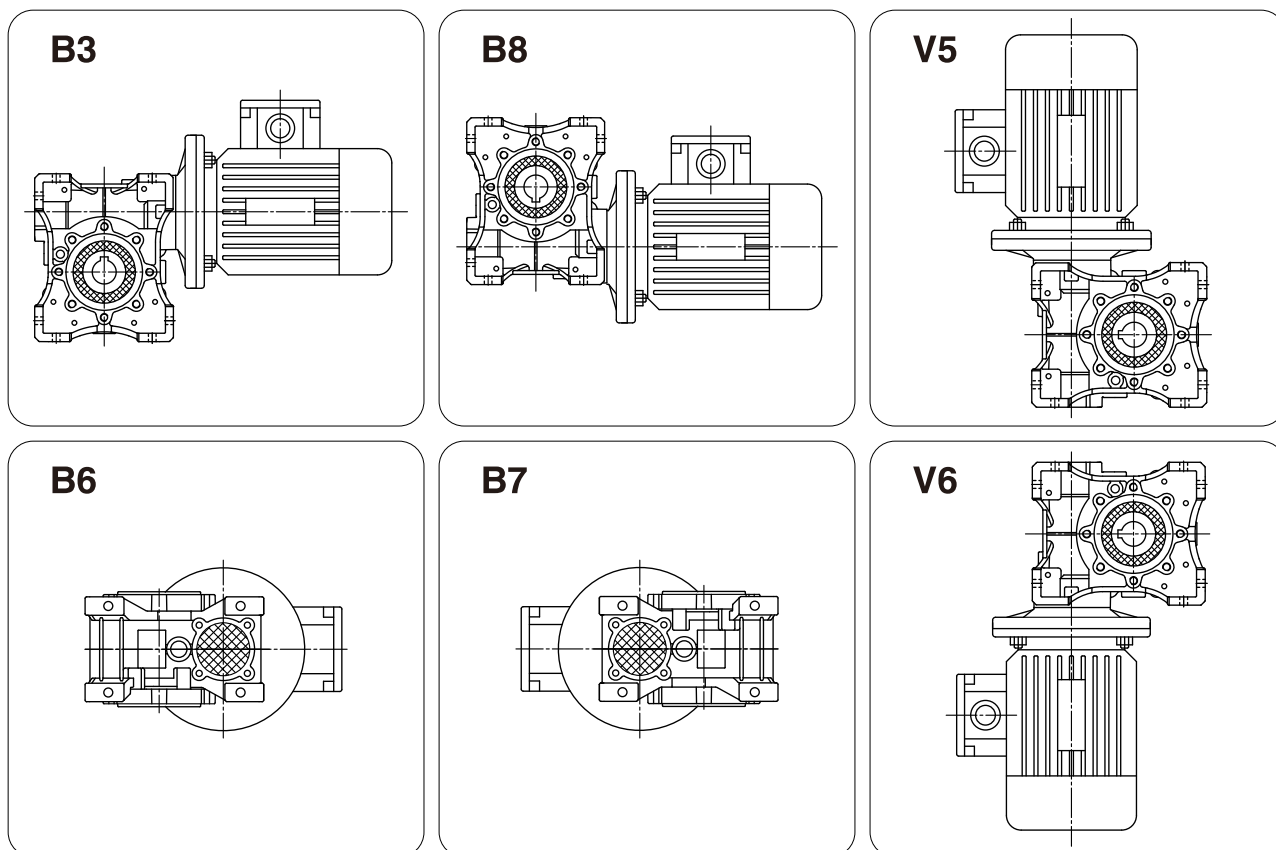


■ 產品型號說明 Description of Product Model

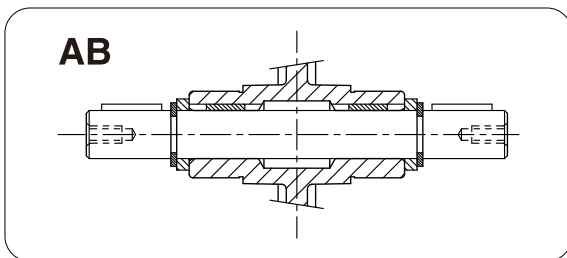
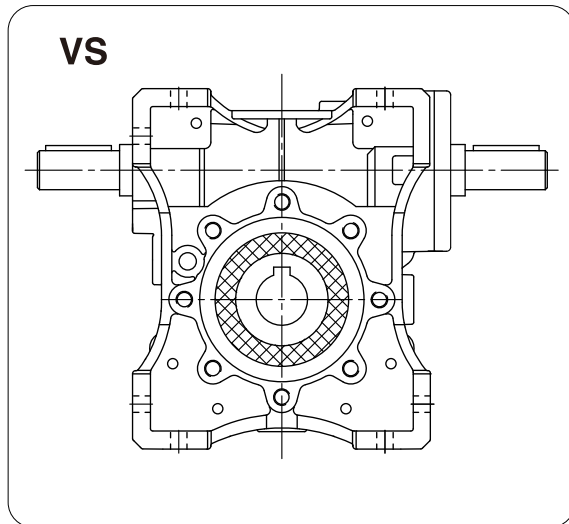
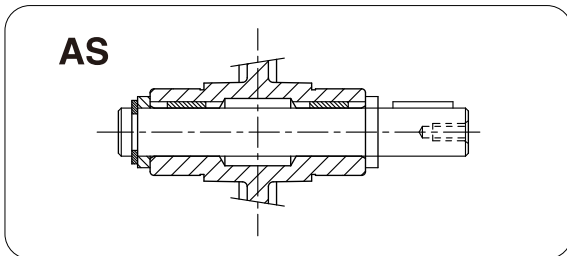
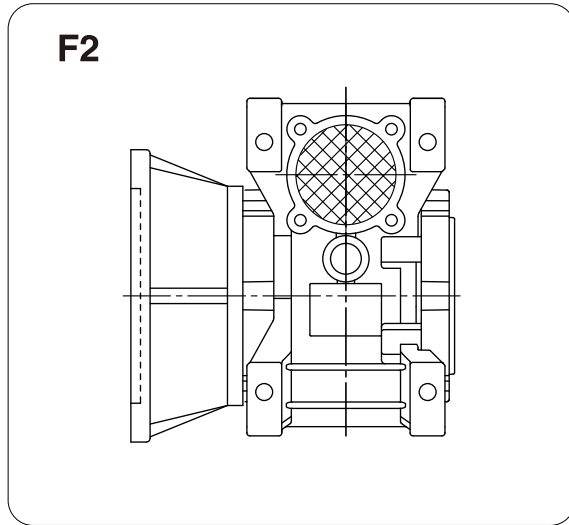
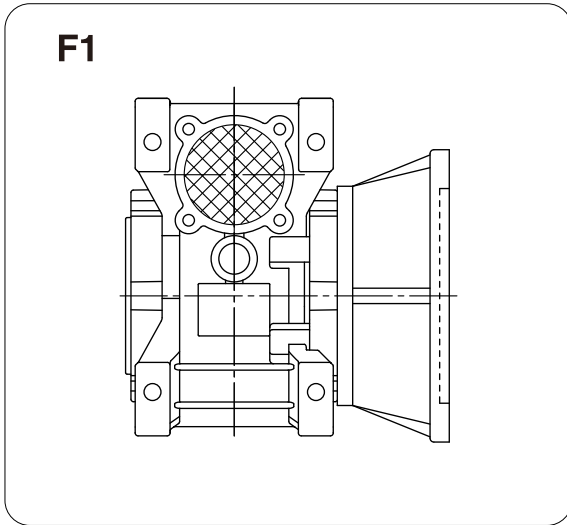
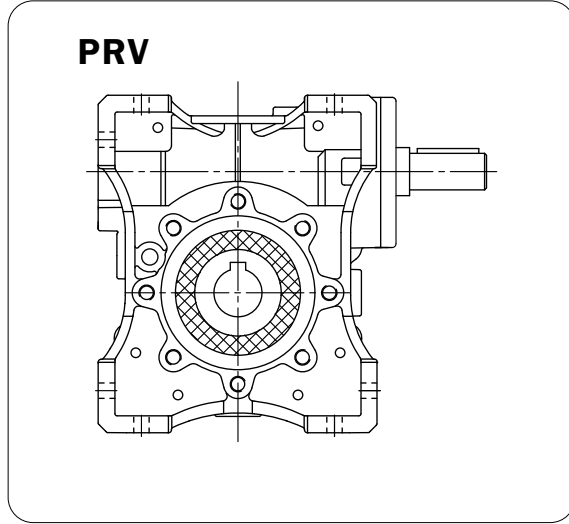
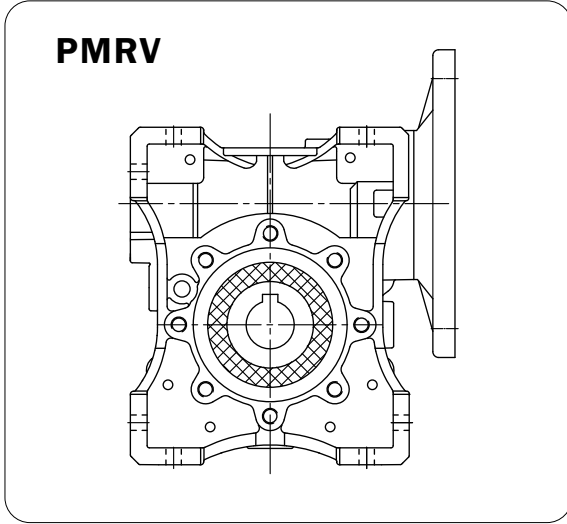
例: PMRV 063 - F1 - AS - 50 - B3



■ 安裝型式 Parameter Type



■ 圖表 Chart



■ 參數表 Data Table (配1400 rpm, 4 極電機 For 4 Poles & 1400 rpm Motor)

A- 平穩負載 Uniform Loads B- 中等衝擊負載 Midium Shock Loads C- 重衝擊負載 Heavy Shock Loads

減速比 i	輸出轉速 n ₂	型號 Type	輸入電機 功率 (kW)	容許輸出轉矩 Allowable output torques (N.m)					
				每天工作時數 Working hours per day 0-8			每天工作時數 Working hours per day 8-24		
				A	B	C	A	B	C
7.5	187	PMRV030	0.12	5	5	5	5	5	5
			0.18	8	8	8	8	8	8
		PMRV040	0.25	11	11	11	11	11	11
			0.37	16	16	16	16	16	16
		PMRV050	0.55	25	25	25	25	25	25
			0.75	34	34	34	34	34	31
		PMRV063	1.1	50	50	50	50	50	50
			1.5	68	68	68	64	64	57
		PMRV075	2.2	100	100	100	90	90	90
			3	137	127	-	127	-	-
		PMRV090	2.2	-	-	-	-	100	100
			3	-	138	138	138	38	128
PMRV105/110	4	184	184	168	184	-	-		
	5.5	253	253	253	253	240	213		
10	140	PMRV030	0.12	7	7	7	7	7	7
			0.18	10	10	10	10	9	8
		PMRV040	0.25	14	14	14	14	14	14
			0.37	21	21	21	21	19	17
		PMRV050	0.37	-	-	-	-	22	22
			0.55	32	32	32	32	32	31
		PMRV063	0.75	44	44	40	44	-	-
			1.1	65	65	65	65	65	57
		PMRV075	1.5	89	89	76	89	-	-
			1.5	-	-	90	-	90	88
		PMRV090	2.2	132	132	113	132	99	-
			3	180	180	-	-	-	-
PMRV105/110	2.2	-	-	134	-	134	134		
	3	182	182	176	182	154	-		
PMRV105/110	4	243	210	-	-	-	-		
	4	-	243	243	243	243	226		
PMRV105/110	5.5	334	334	305	334	267	-		
	7.5	455	-	-	-	-	-		
15	93	PMRV030	0.12	9	9	9	8	8	7
			0.18	14	12	-	12	-	-
		PMRV040	0.25	21	21	21	21	19	17
			0.37	31	26	-	26	-	-
		PMRV050	0.37	-	31	31	31	31	31
			0.55	46	46	42	46	36	-
		PMRV063	0.75	63	50	-	60	-	-
			0.75	-	64	64	64	64	62
		PMRV075	1.1	93	93	79	93	-	-
			1.5	127	-	-	-	-	-
		PMRV075	1.1	-	-	96	96	96	89
			1.5	-	130	111	130	-	-
PMRV075	2.2	191	-	-	-	-	-		

A - 平穩負載 Uniform Loads

B - 中等衝擊負載 Midium Shock Loads

C - 重衝擊負載 Heavy Shock Loads

減速比 i	輸出轉速 n ₂	型號 Type	輸入電機功率 (kW)	容許輸出轉矩 Allowable output torques (N.m)					
				每天工作時數 Working hours per day 0-8			每天工作時數 Working hours per day 8-24		
				A	B	C	A	B	C
15	93	PMRV090	2.2	-	194	194	194	184	163
			3	264	264	211	246	-	-
			4	352	-	-	-	-	-
		PMRV105/110	3	-	264	264	264	264	258
			4	-	352	321	362	281	-
			5.5	484	387	-	387	-	-
20	70	PMRV030	0.12	12	12	10	12	9	8
			0.18	18	-	-	-	-	-
		PMRV040	0.25	27	27	23	27	20	18
			0.37	39	-	-	-	-	-
		PMRV050	0.25	-	-	27	-	27	27
			0.37	-	40	40	40	36	32
			0.55	59	47	-	47	-	-
		PMRV063	0.55	-	61	61	61	61	60
			0.75	83	83	75	83	66	-
			1.1	122	89	-	-	-	-
		PMRV075	1.1	-	123	119	123	104	92
			1.5	168	145	-	145	-	-
		PMRV090	1.5	-	172	172	172	172	160
			2.2	252	235	201	235	-	-
			3	344	-	-	-	-	-
		PMRV105/110	2.2	-	255	255	255	255	249
			3	-	348	318	348	278	-
			4	464	371	-	-	-	-
25	56	PMRV030	0.12	14	14	12	14	10	9
			0.18	21	-	-	-	-	-
		PMRV040	0.25	32	25	22	25	19	17
			0.25	-	32	32	32	32	31
		PMRV050	0.37	48	48	41	48	36	-
			0.55	71	-	-	-	-	-
			0.55	-	73	73	73	65	68
		PMRV063	0.75	100	86	-	86	-	-
			0.75	-	102	102	102	102	90
		PMRV075	1.1	150	130	111	130	-	-
			1.5	205	-	-	-	-	-
		PMRV090	1.5	-	210	192	210	168	149
			2.2	308	225	-	-	-	-
		PMRV105/110	2.2	-	315	315	315	299	268
3	430		401	344	401	-	-		
4	573		-	-	-	-	-		
30	47	PMRV030	0.12	16	14	12	14	10	9
			0.12	-	17	17	17	17	17
		PMRV040	0.18	26	26	25	26	22	19
			0.25	36	31	-	31	-	-
		PMRV050	0.25	-	36	36	36	36	36
			0.37	55	55	47	55	41	36
0.55	81	-	-	-	-	-			

■ 參數表 Data Table (配1400 rpm, 4 極電機 For 4 Poles & 1400 rpm Motor)

A- 平穩負載 Uniform Loads B- 中等衝擊負載 Midium Shock Loads C- 重衝擊負載 Heavy Shock Loads

減速比 i	輸出轉速 n ₂	型號 Type	輸入電機 功率 (kW)	容許輸出轉矩 Allowable output torques (N.m)					
				每天工作時數 Working hours per day 0-8			每天工作時數 Working hours per day 8-24		
				A	B	C	A	B	C
30	47	PMRV063	0.55	-	83	83	83	78	70
			0.75	114	106	91	106	-	-
			1.1	167	-	-	-	-	-
		PMRV075	1.1	-	148	127	148	111	98
			1.5	233	-	-	-	-	-
		PMRV090	1.5	-	239	232	239	203	180
			2.2	351	280	-	-	-	-
		PMRV105/110	2.2	-	356	356	356	320	284
			3	485	420	-	420	-	-
			4	617	-	-	-	-	-
40	35	PMRV030	0.12	17	11	9	11	8	7
		PMRV040	0.18	21	21	21	21	20	17
			0.18	32	27	-	27	-	-
		PMRV050	0.18	-	33	33	33	33	33
			0.25	46	46	44	46	39	-
			0.37	68	-	-	-	-	-
		PMRV063	0.37	-	71	71	71	71	66
			0.55	105	98	84	98	-	-
			0.75	143	-	-	-	-	-
		PMRV075	0.55	-	-	108	-	108	96
			0.75	-	147	126	147	-	-
			1.1	216	-	-	-	-	-
		PMRV090	1.1	-	225	205	225	180	160
			1.5	307	245	-	245	-	-
		PMRV105/110	1.5	-	319	319	319	303	269
			2.2	468	405	347	405	-	-
3	638		-	-	-	-	-		
50	28	PMRV030	0.06	12	12	10	12	9	8
		PMRV040	0.09	19	19	19	19	19	16
			0.12	25	25	21	25	-	-
			0.18	38	-	-	-	-	-
		PMRV050	0.18	-	39	39	39	37	33
			0.25	54	50	43	50	-	-
		PMRV063	0.25	-	56	56	56	56	56
			0.37	83	83	75	83	66	-
			0.55	124	90	-	-	-	-
		PMRV075	0.55	-	129	117	129	103	91
			0.75	177	141	-	141	-	-
		PMRV090	0.75	-	184	184	184	165	147
			1.1	270	234	200	234	-	-
		PMRV105/110	1.1	-	281	281	281	281	262
			1.5	384	384	351	384	307	-
			2.2	563	412	-	412	-	-
60	23	PMRV030	0.09	17	11	9	11	8	7
		PMRV040	0.09	21	21	20	21	17	15
			0.12	28	24	-	24	-	-

A - 平穩負載 Uniform Loads

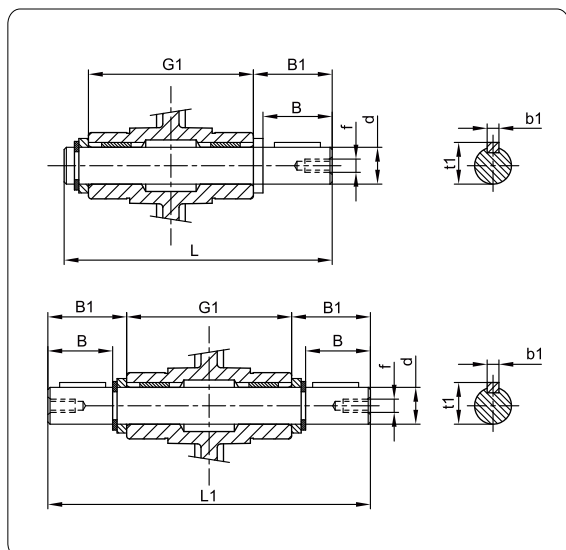
B - 中等衝擊負載 Midium Shock Loads

C - 重衝擊負載 Heavy Shock Loads

減速比 i	輸出轉速 n ₂	型號 Type	輸入電機 功率 (kW)	容許輸出轉矩 Allowable output torques (N.m)					
				每天工作時數 Working hours per day 0-8			每天工作時數 Working hours per day 8-24		
				A	B	C	A	B	C
60	23	PMRV050	0.12	-	29	29	29	29	29
			0.18	43	43	39	43	34	-
			0.25	60	-	-	-	-	-
		PMRV063	0.25	-	63	63	63	63	56
			0.37	94	87	75	87	-	-
		PMRV075	0.37	-	98	98	98	98	87
			0.55	146	136	116	136	-	-
			0.75	200	-	-	-	-	-
		PMRV090	0.75	-	212	181	212	159	141
			1.1	311	-	-	-	-	-
PMRV105/110	1.1	-	324	314	324	275	244		
	1.5	442	383	-	383	-	-		
80	18	PMRV030	0.06	12	8	7	8	6	5
			0.09	26	22	19	22	17	15
		PMRV040	0.12	34	-	-	-	-	-
			0.12	-	35	35	35	33	29
		PMRV050	0.18	52	41	-	-	-	-
			0.25	78	78	71	78	62	55
		PMRV063	0.37	115	84	-	84	-	-
			0.37	-	121	110	121	96	86
		PMRV75	0.55	180	132	-	132	-	-
			0.55	-	189	162	189	141	126
		PMRV090	0.75	258	-	-	-	-	-
			0.55	-	-	201	201	201	201
PMRV105/110	0.75	-	274	274	274	246	219		
	1.1	402	321	-	321	-	-		
100	14	PMRV040	0.09	29	19	16	19	14	12
			0.12	40	37	32	37	28	24
		PMRV050	0.25	87	81	69	81	60	54
			0.55	139	120	103	120	90	80
		PMRV063	0.37	221	176	151	176	132	117
			0.75	322	300	257	300	225	200
		PMRV105/110	1.1	473	-	-	-	-	-

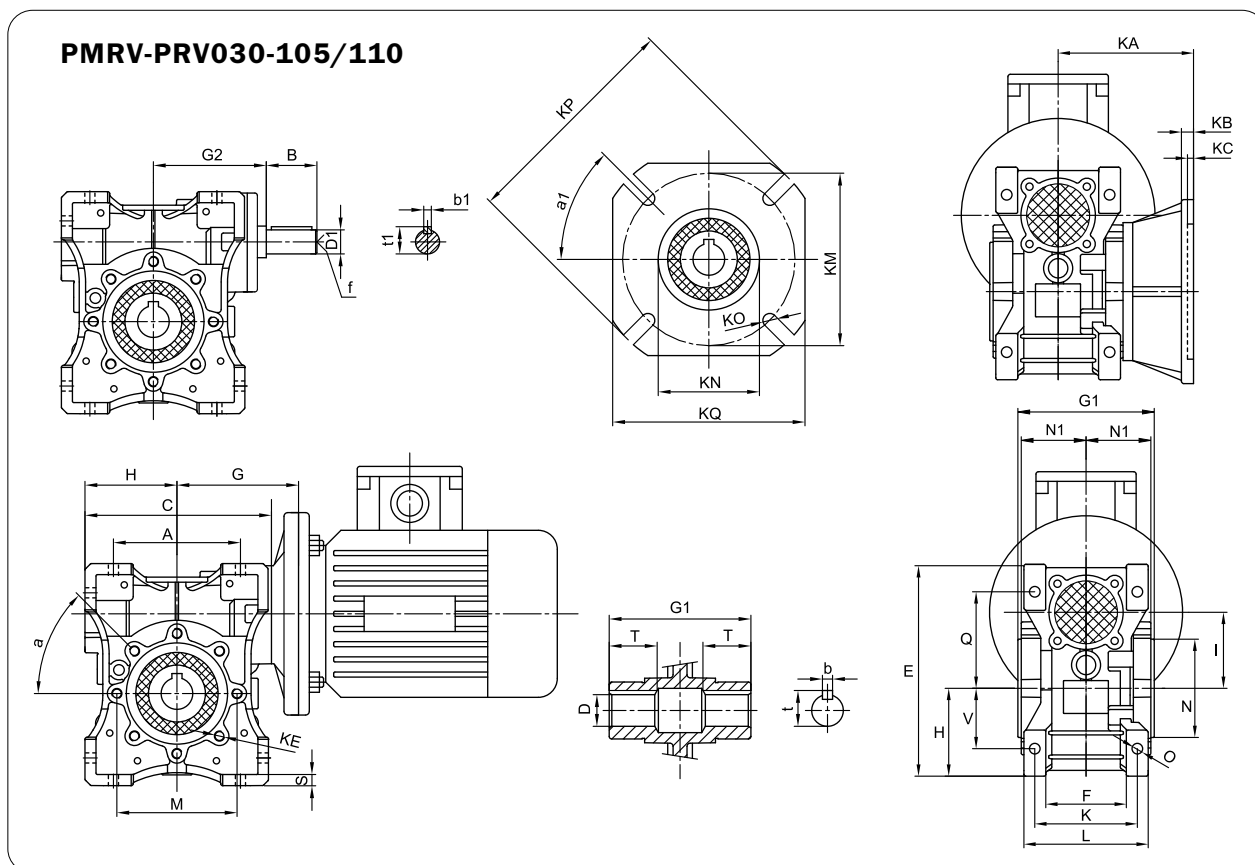
Notes: i= speed ratio n₂=output speed R.P.M

■ 輸出軸尺寸圖 Single/Double Extension Output Shaft



	d	B	B1	G1	L	L1	f	b1	t1
030	14 h6	30	32.5	63	102	128	M6	5	16
040	18 h6	40	43	78	128	164	M6	6	20.5
050	25h6	60	63.5	92	153	199	M10	8	28
063	25h6	50	53.5	112	173	219	M10	8	28
075	28h6	60	63.5	120	192	247	M10	8	31
090	35h6	80	84.5	140	234	309	M12	10	38
105/110	42h6	80	84.5	155	249	324	M16	12	45

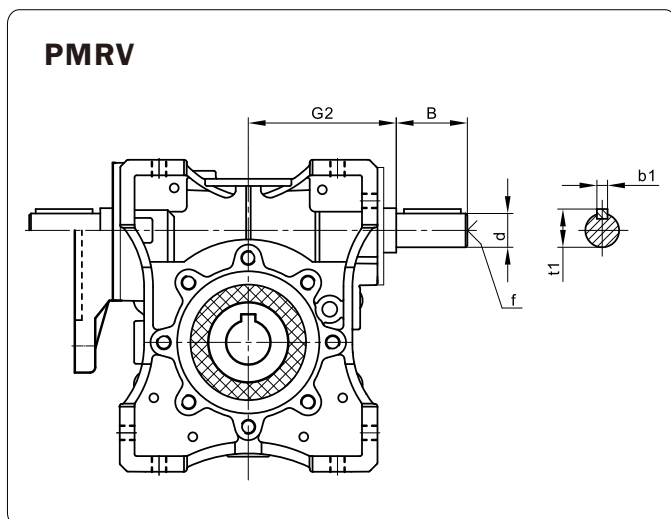
■ 尺寸圖 Reference Dimensions



PMRV-PRV尺寸圖 Dimensions for PMRV-PRV

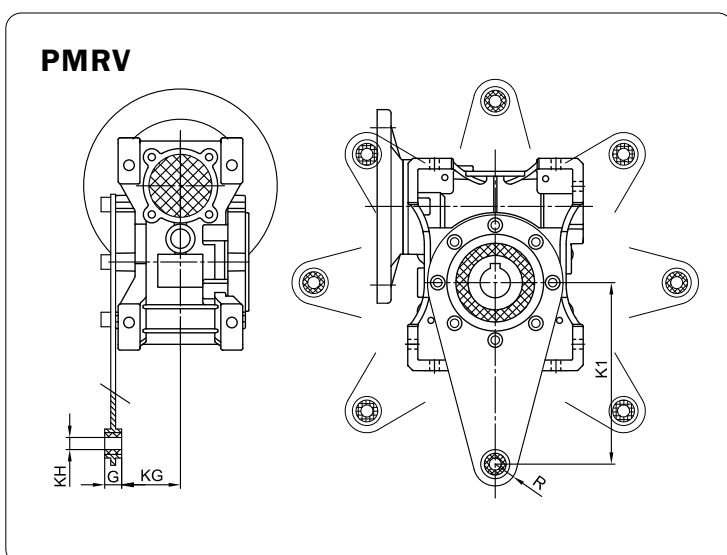
	030	040	050	063	075	090	105/110
A	54	70	80	100	120	140	170
B	20	23	30	40	50	50	60
C	80	100	120	144	172	206	252.5
D(H8)	14	18	25	25	28	35	42
D1(I6)	9	11	14	19	24	24	28
E	97	121.5	144	174	205	238	295
F	32	43	49	67	72	74	—
G	55	70	80	95	112.5	129.5	160
G1	63	78	92	112	120	140	155
G2	51	60	74	90	105	125	142
H	40	50	60	72	86	103	127.5
I	30	40	50	63	75	90	110
L	56	71	85	103	112	130	144
M	65	75	85	95	115	130	165
N(h8)	55	60	70	80	96	110	130
N1	29	36.5	43.5	53	57	67	74
O	6.5	6.5	8.5	8.5	11	13	14
Q	44	55	64	80	93	102	125
S	5.5	6.5	7	8	10	11	14
T	21	26	30	36	40	45	50
V	27	35	40	50	60	70	85
K	44	60	70	85	90	100	115
KE	M6×11 {n=4}	M6×8 {n=4}	M8×10 {n=4}	M8×14 {n=8}	M8×14 {n=8}	M10×18 {n=8}	M10×18 {n=8}
a	0	45°	45°	45°	45°	45°	45°
KA	54.5	72	90	102	102	111	131
KB	6	7	9	10	13	13	15
KC	4	4	5	6	6	6	6
a1	45°	45°	45°	45°	45°	45°	45°
KM	68	87	90	150	165	175	230
KN(H8)	50	60	70	115	130	152	170
KO	6.5 (n.4)	9 (n.4)	11 (n.4)	11 (n.4)	14 (n.4)	14 (n.4)	14 (n.8)
KP	80	110	125	180	200	210	280
KQ	70	95	110	142	170	200	280
b	5	6	8	8	8	10	12
b1	3	4	5	6	8	8	8
f	—	—	M6	M6	M8	M8	M10
t	16.3	20.8	28.3	28.3	31.3	38.8	45.3
t1	10.2	12.5	16	21.5	27	27	31

■ 同向輸出軸尺寸 Dimensions for Double Extension Worm Shaft



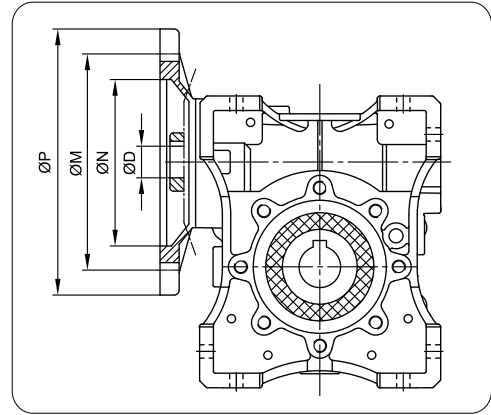
	G2	d(l6)	B	f	b1	t1
030	45	9	20	-	3	10.2
040	53	11	23	-	4	12.5
050	64	14	30	M6	5	16
063	75	19	40	M6	6	27
075	90	24	50	M8	8	27
090	108	24	50	M8	8	27
105/110	135	28	60	M10	8	31

■ 扭力臂尺寸 Sizes of Torque Arm



	K1	G	KG	KH	R
030	85	14	24	8	15
040	100	14	31.5	10	18
050	100	14	38.5	10	18
063	150	14	49	10	18
075	200	25	47.5	20	30
090	200	25	57.5	20	30
105/110	250	30	62	25	35

■ 輸入法蘭、輸入軸孔尺寸圖 Dimensions for Input Flange and Input Worm Shaft



	PAM IEC	N	M	P	D										
					7.5	10	15	20	25	30	40	50	60	80	100
PMRV030	63B5	95	115	140	11	11	11	11	11	11	11	11	-	-	-
	63B14	60	75	90											
	56B5	80	100	120	9	9	9	9	9	9	9	9	9	9	-
	56B14	50	65	80											
PMRV040	71B5	110	130	160	14	14	14	14	14	14	14	-	-	-	-
	71B14	70	85	105											
	63B5	95	115	140	11	11	11	11	11	11	11	11	11	11	11
	63B14	60	75	90											
	56B5	80	100	120	-	-	-	-	-	-	-	9	9	9	9
PMRV050	80B5	130	165	200	19	19	19	19	19	19	-	-	-	-	-
	80B14	80	100	120											
	71B5	110	130	160	14	14	14	14	14	14	14	14	14	14	-
	71B14	70	85	105											
PMRV063	63B5	95	115	140	-	-	-	-	-	-	11	11	11	11	11
	90B5	130	165	200	24	24	24	24	24	24	-	-	-	-	-
	90B14	95	115	140											
	80B5	130	165	200	19	19	19	19	19	19	19	19	19	-	-
	80B14	80	100	120											
	71B5	110	130	160	-	-	-	-	-	-	14	14	14	14	14
PMRV075	71B14	70	85	105											
	100/112B5	180	215	250	28	28	28	-	-	-	-	-	-	-	-
	100/112B14	110	130	160											
	90B5	130	165	200	24	24	24	24	24	24	24	-	-	-	-
	90B14	95	115	140											
	80B5	130	165	200	-	-	-	19	19	19	19	19	19	19	19
	80B14	80	100	120											
PMRV090	71B5	110	130	160	-	-	-	-	-	-	-	14	14	14	14
	100/112B5	180	215	250	28	28	28	28	28	28	-	-	-	-	-
	100/112B14	110	130	160											
	90B5	130	165	200	24	24	24	24	24	24	24	24	24	-	-
	90B14	95	115	140											
	80B5	130	165	200	-	-	-	-	-	-	19	19	19	19	19
PMRV105/110	80B14	80	100	120											
	132B5	230	265	300	38	38	38	38	-	-	-	-	-	-	-
	100/112B5	180	215	250	28	28	28	28	28	28	28	28	28	-	-
	90B5	130	165	200	-	-	-	-	24	24	24	24	24	24	24
PMRV105/110	80B5	130	165	200	-	-	-	-	-	-	-	-	-	19	19

注:如配方形輸入法蘭,特殊輸入軸孔尺寸圖,可另加說明。

Notes: if the input flange with square, worm shaft core size, can add the other instructions.